



Siemens.com/mobility

QTA2 Relay

A sensitive, dc neutral, ac immune, tractive armature, high percentage release relay

General data

Contact Arrangement: 2F, 2F 1B, 2F 2B
 Nominal Rated Voltage: 4, 2.0, and 1.4 V dc
 Approximate Weight: 1.67 kg

Note: Refer to the following data sheets:

- 7-1-1 for general information and contact ratings.
- 7-2-1 for dimensions.
- 8.2 for tools.
- 8.3 for plugboard and connector details.

Refer overleaf for specific data.

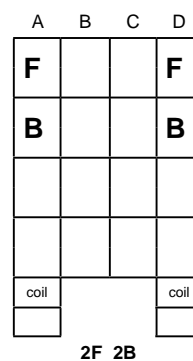
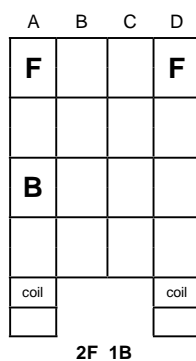
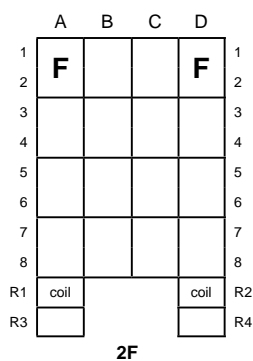


Description

Designed for use in railway d.c. track circuits in 50 Hz electrified traction areas. It is a.c. immune in de-energised state to momentary application of 750 V a.c. not to make front contacts longer than 250 ms. The minimum superimposed ac immunity is 75 V ac rms not to drop relay, energised at 1.5 times rated voltage.

The variations of this relay style are listed overleaf. Where a relay corresponds exactly to a type listed in a BR Spec., the Spec. No. is shown in the remarks column.

Contact layout viewed from rear




Technical data

SIEMENS Part No. (PAD No.)	CONTACT ARRANGEMENT	RATED SUPPLY Volts dc	PIN CODE	COIL RES OHMS	WDG SPEC 1/108/-	MAX FULL OPERATE mA (Volts dc)	OPERATE mA (Volts dc)	PLUGBOARD	REQD No. OF CONNECTORS J4137/3	REMARKS
B18527/5 (85/000280)	2F	1.4 V	110 ADEJK	9	103	175	140 MAX 120 MIN	J4138/179	6	BRB SPEC. 966F2 MIN. % REL 68% OF ACTUAL OP. FIGURE
B18527/6 (85/000250)	2F	2.0 V	105 ACGJK	20	125	115	92 MAX 81 MIN	J4138/84	6	BRB SPEC. 939A MIN. % REL 68% OF ACTUAL OP. FIGURE
B18527/7	2F 1B	1.4 V	XFGHK	9	103	175	140 MAX 120 MIN	J4138/363	8	MIN. % REL 68% OF ACTUAL OP. FIGURE
B18527/8	2F 2B	1.4 V	ADEJK	9	103	175	140 MAX 120 MIN	J4138/179	10	MIN. % REL 68% OF ACTUAL OP. FIGURE
B18527/9	2F 2B	2.0 V	ACGJK	20	125	115	92 MAX 81 MIN	J4138/84	10	MIN. % REL 68% OF ACTUAL OP. FIGURE
B18527/10	2F	4.0 V	ACGHK	60	226	(5 V)	(4 V MAX 2.8 V MIN)	J4138/448	6	MIN. % REL 68% OF ACTUAL OP. FIGURE



Un-drilled plugboard
Part No. E7218/1



Representation of Relay,
Plugboard and Retaining clip
(Clip Part No. J4136/1)

Siemens Ltd
Infrastructure & Cities Sector
Mobility and Logistics Division
Rail Automation
PO Box 79
Pew Hill
Chippenham
Wiltshire SN15 1JD
UK
www.siemens.com/rail-automation

Printed in the United Kingdom

Data Sheet 7-2-99

X342/55/000118 Revision 05

SIEMENS

The information within this document contains general descriptions of the technical options available, which do not always have to be present in individual cases. The required features should therefore be specified in each individual case at the time of closing the contract.