



Siemens.com/mobility

QNN1 Relay

A dc neutral, tractive armature, line relay


General data

Contact Arrangement:	Various, refer overleaf.
Nominal Rated Voltage:	12V, 24V and 50V dc
Approximate Weight:	1.36 kg

Note: Refer to the following data sheets:

- 7-1-1 for general information and contact ratings.
- 7-2-1 for dimensions.
- 8.2 for tools.
- 8.3 for plugboard and connector details.

Refer overleaf for specific data.



Typical Twin Coil Relay

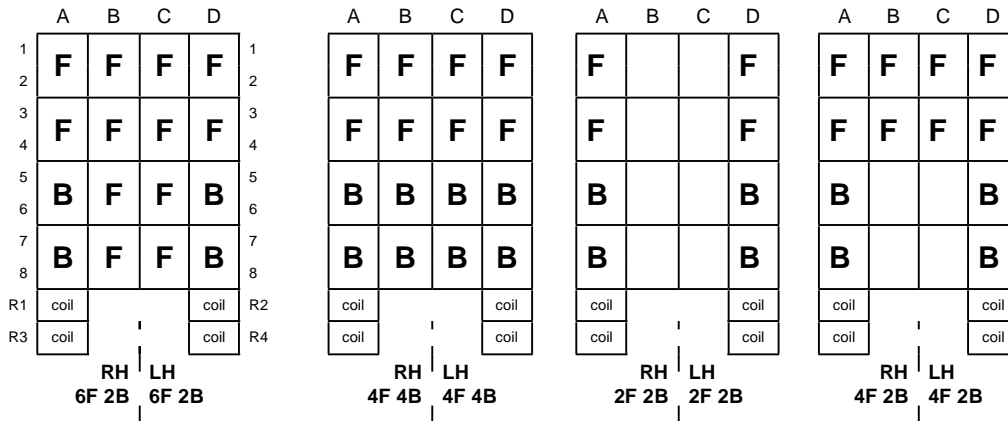
Description

It comprises two electrically independent relays mounted side-by-side on a single base.

Functionally the unit is equivalent to two QN1 relays, so may be used for the same purposes if the limitation of a maximum eight pairs of contacts per relay is acceptable.

The variations of this relay style are listed overleaf. Where a relay corresponds exactly to a type listed in a BR Spec., the Spec. No. is shown in the remarks column.

Contact layout viewed from rear




Technical data

SIEMENS Part No. (PAD No.)	CONTACT ARRANGEMENT	RATED VOLTAGE (V dc)	PIN CODE	COIL RES (OHMS)	WDG SPEC 1/108/-	MAX FULL OP. (V dc)	MIN REL (V dc)	PLUGBOARD	REQD No. OF CONNECTORS J4137/3	REMARKS
B18519/1 (085/001590)	6F 2B LH & RH	24	092 ACDEK	470	54	19.2	3.6	J4138/158	36	BRB SPEC. 960
B18519/2 (085/001600)	4F 4B LH & RH	24	057 ACEHJ	470	54	19.2	3.6	J4138/160	36	BRB SPEC. 960
B18519/3 (085/001610)	2F 2B LH & RH	24	057 ACEHJ	470	54	19.2	3.6	J4138/159	20	BRB SPEC. 960
B18519/4 (085/001630)	6F 2B LH & RH	50	212 CDEFK	1750	55	40	7.5	J4138/161	36	BRB SPEC. 960
B18519/5 (085/001640)	4F 4B LH & RH	50	211 CFGHJ	1750	55	40	7.5	J4138/163	36	BRB SPEC. 960
B18519/6 (085/001650)	2F 2B LH & RH	50	211 CFGHJ	1750	55	40	7.5	J4138/162	20	BRB SPEC. 960
B18519/7	6F 2B LH & RH	24	291 ACEKL	470	54	19.2	3.6	J4138/199	36	P.O. RAILWAYS TYPE C
B18519/8 (088/044691)	6F 2B LH & RH	50	059 ACFHJ	1750	55	40	14	J4138/126	36	REPLACEMENT FOR QH1 RELAY
B18519/9 (088/044323)	4F 4B LH & RH	50	058 ACFGJ	1750	55	40	14	J4138/134	36	REPLACEMENT FOR QH1 RELAY
B18519/11	6F 2B LH & RH	12	BDHKX	115	91	9.6	1.8	J4138/270	36	
B18519/12	4F 4B LH & RH	12	BFGKX	115	91	9.6	1.8	J4138/276	36	
B18519/13	2F 2B LH & RH	24	EFHKX	900	152	19.2	3.6	J4138/356	20	LOW POWER COIL
B18519/14	4F 2B LH & RH	24	EFHJX	900	152	19.2	3.6	J4138/404	28	LOW POWER COIL



Un-drilled plugboard
Part No. E7218/1



Representation of Relay,
Plugboard and Retaining clip
(Clip Part No. J4136/1)