

# SIEMENS

## Relay Solutions

### BR 930 SERIES



[Siemens.com/mobility](https://www.siemens.com/mobility)

## QN3 Relay

A sensitive, dc neutral tractive armature, high percentage release relay

### General data

Contact Arrangement:	Various, refer overleaf
Approximate Weight:	1.4 kg
Rated Current:	Various, refer overleaf

Note: Refer to the following data sheets:

- 7-1-1 for general information and contact ratings.
- 7-2-1 for dimensions.
- 8.2 for tools.
- 8.3 for plugboard and connector details.

Refer overleaf for specific data.

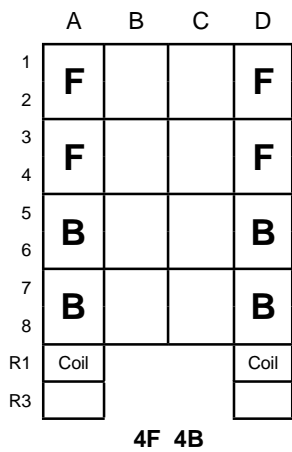
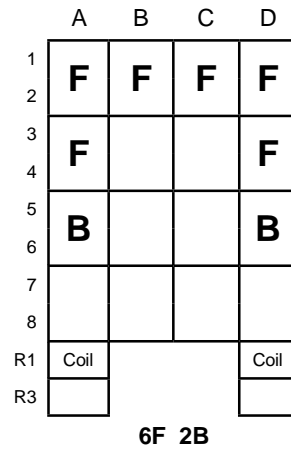
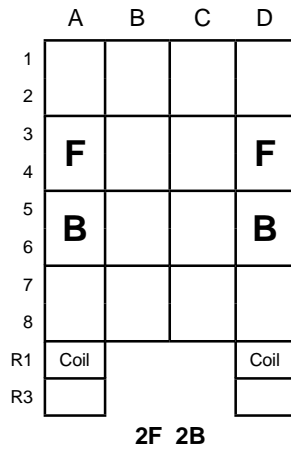
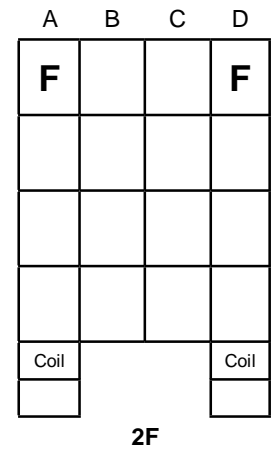
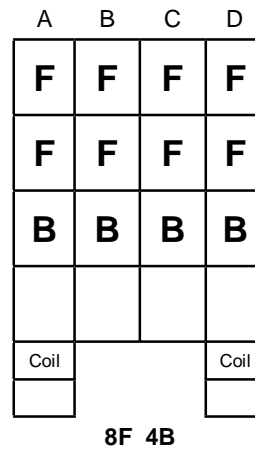
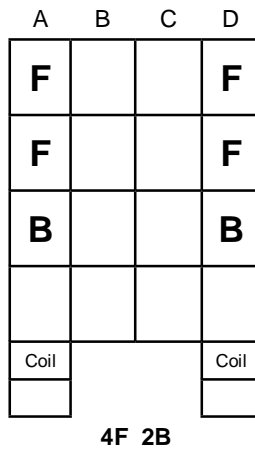
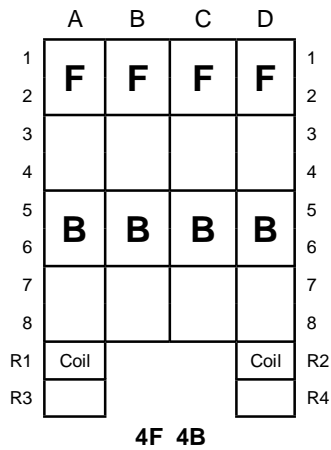


Typical Single Coil Relay

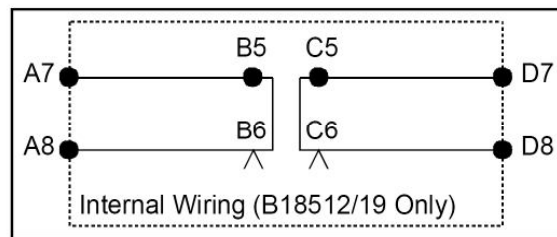
### Description

Designed for use in railway signalling lamp proving circuits, typically where individual lamp failure detection is required in a multi lamp circuit. It is not provided with a slow-release feature.

# Contact layout viewed from rear



B18512/19 only  
(plugboard wiring)




Note: Normal contacts are not available in positions 7 & 8 on this style of relay due to the size of the iron circuit

## Technical data

SIEMENS Part No. (PAD No.)	CONTACT ARRANGEMENT	RATED CURRENT (A dc)	PIN CODE	COIL RES (OHMS)	WDG SPEC 1/108/-	MAX (MIN) FULL OP. (A dc)	MIN REL (A d.c.) OR MIN % REL	PLUGBOARD	REOD No. OF CONNECTORS J4137/3	REMARKS
B18512/6 (088/030933)	4F 4B	0.350	046 ABEGJ	17	22	0.195	0.115 65%	J4138/102	18	----
B18512/7 (088/044168)	4F 2B	0.350	042 ABDFJ	17	22	0.167	0.107	J4138/105	14	----
B18512/8 (085/001435)	4F 2B	0.375	077 ABDEK	14.8	23	0.188	0.116 70%	J4138/106	14	----
B18512/9 (088/030830)	4F 2B	2.70	045 ABEFJ	0.28	26	1.29	68%	J4138/107	14	----
B18512/10 (088/044229)	4F 2B	0.200	086 ABFGK	54	30	0.094	70%	J4138/108	14	----
B18512/11 (088/044322)	4F 2B	0.900	089 ABGHK	2.46	33	0.56	68%	J4138/109	14	----
B18512/12	4F 4B	0.100	ACFGX	200	51	0.048 (0.043)	69%	J4138/150	18	COMPLIES WITH S.A.R. SPEC. 27B/2
B18512/13	4F 2B	0.450	ADFGX	10.4	62	0.295	65%	J4138/189	14	----
B18512/17	8F 4B	0.900	CDGKY	2.5	65	0.375 (0.350)	65%	J4138/196	26	----
B18512/18	4F 4B	0.780	BCFKX	3.4	86	0.375 (0.350)	70%	J4138/251	18	REPLACEMENT FOR G.E.C. (G.S.) TYPE ZQ101
B18512/19 (088/044122)	4F 4B	0.400	019 ABCGH	22	123	0.105 (0.100 max. op)	68%	J4138/220	18	----
B18512/20	2F	----	AFJXY	625	64	6.5Vdc (5Vdc)	68%	J4138/387	6	----
B18512/21	2F 2B	----	BCFJS	65	201	0.060	0.025	J4138/446	10	----
B18512/22	6F 2B	12Vdc	ADFXJ	625	64	9.6	4.5	J4138/456	18	TUNNEL TELEPHONE GLASGOW



Un-drilled plugboard  
Part No. E7218/1



Representation of Relay,  
Plugboard and Retaining clip  
(Clip Part No. J4136/1)