



Siemens.com/mobility

QLH1 Relay

A tractive armature, magnetically latched relay

General data

Contact Arrangement:	9F 6B
Nominal Rated Voltage:	24 V dc & 50 V dc
Approximate Weight:	1.3 kg

Note: Refer to the following data sheets:

- 7-1-1 for general information and contact ratings.
- 7-2-1 for dimensions.
- 8.2 for tools.
- 8.3 for plugboard and connector details.

Refer overleaf for specific data.



Typical Single Coil Relay

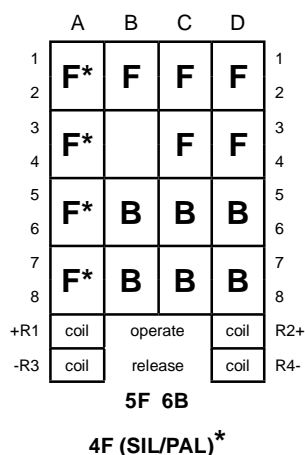
Description

Designed for use with Jointless Track Circuit changeover circuitry.

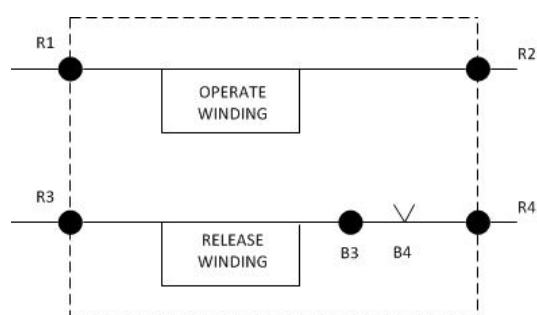
It is special in that stack 'A' is fitted with four silver/palladium - silver/ palladium contact pairs, each contact having twin tips, for switching low current and low voltage circuits. If possible, the highest voltage signals in use should be allocated to stack 'D'.

The relay incorporates a permanent magnet providing a latch up feature. A high back-stop pressure ensures that the armature will not move and latch up accidentally due to vibration.

Contact layout viewed from rear



Internal Wiring



Technical data

SIEMENS Part No. (PAD No.)	CONTACT ARRANGEMENT	RATED VOLTAGE (V dc)	PIN CODE	COIL RES (OHMS)	WDG SPEC 1/108/-	MAX FULL OP. & MAX TH.DN (V dc)	MIN FULL OP. & MIN TH.DN (V dc)	PLUGBOARD	REQD No. OF CONNECTORS J4137/3	REMARKS
B18509/13	5F 6B 4F SIL/PAL	50	ABCFS	PU 720 TH.DN 745	11	40	20	J4138/369	34	SPECIAL FOR JOINTLESS TRACK CIRCUITS
B18509/14	5F 6B 4F SIL/PAL	24	BCDFS	PU 150 TH. DN 680	12	19.2	9.6	J4138/410	34	SPECIAL FOR JOINTLESS TRACK CIRCUITS

Packaging

Q-Relays are packed in a carton holding ten relays; the same container is used for quantities of four to nine relays. Quantities less than four are packed individually in cardboard boxes, as are all train-carried relays. Each container has a bar-coded label affixed to the outside, stating details of the packaged relay(s) and the quantity therein.


EMC Compliance

Q-Relays comply with the relevant emission requirements of EN 55014. It is considered that these relays have inherent immunity to in-service electro-magnetic disturbance.

A Technical Certificate for EU Directive on EMC (89/336/EEC) has been obtained.



Un-drilled plugboard
Part No. E7218/1



Representation of Relay,
Plugboard and Retaining clip
(Clip Part No. J4136/1)

Siemens Ltd
Infrastructure & Cities Sector
Mobility and Logistics Division
Rail Automation
PO Box 79
Pew Hill
Chippenham
Wiltshire SN15 1JD
UK
www.siemens.com/rail-automation

Printed in the United Kingdom

Data Sheet 7-2-37

X342/55/000056 Revision 05

SIEMENS

The information within this document contains general descriptions of the technical options available, which do not always have to be present in individual cases. The required features should therefore be specified in each individual case at the time of closing the contract.