



Siemens.com/mobility

QECX4 Relay

An ac current operated tractive armature relay


General data

Contact Arrangement:	2F 2B
Nominal Rated Current:	0.25 A ac
Typical Interruption Time:	300 ms @ 0.1 A
Approximate Weight:	2.1 kg

Note: Refer to the following data sheets:

- 7-1-1 for general information and contact ratings.
- 7-2-1 for dimensions.
- 8.2 for tools.
- 8.3 for plugboard and connector details.

Refer overleaf for specific data.



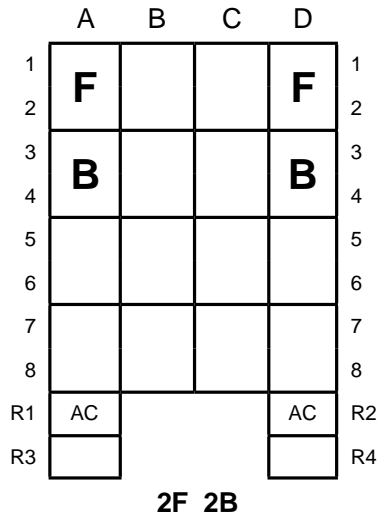
Typical Single Coil / Slug Relay

Description

The unit incorporates a diode bridge rectifier to enable operation from an ac supply.

This relay is designed as a signal lamp proving relay for signals fitted with two lamps. It will pick up with one lamp lit and drop away when the lamp fails. It is capable of carrying the current of two lamps and is slugged to cover change of aspect.

Contact layout viewed from rear



Packaging

Q-Relays are packed in a carton holding ten relays; the same container is used for quantities of four to nine relays. Quantities less than four are packed individually in cardboard boxes, as are all train-carried relays. Each container has a bar-coded label affixed to the outside, stating details of the packaged relay(s) and the quantity therein.

EMC Compliance

Q-Relays comply with the relevant emission requirements of EN 55014. It is considered that these relays have inherent immunity to in-service electromagnetic disturbance.


A Technical Certificate for EU Directive on EMC (89/336/EEC) has been obtained.

Technical data

SIEMENS Part No. (PAD No.)	CONTACT ARRANGEMENT	RATED CURRENT (A ac)	PIN CODE	COIL RES (OHMS)	WDG SPEC 1/108/-	MAX FULL OP. (mA ac)	MIN REL (mA ac)	PLUGBOARD	REQD No. OF CONNECTORS J4137/3	REMARKS
B18513/4	2F 2B	0.25	XBCDG	50	80	80	15	J4138/223	10	SPECIAL FOR STOCKHOLM UNDERGROUND (SATT)



Un-drilled plugboard
Part No. E7218/1



Representation of Relay,
Plugboard and Retaining clip
(Clip Part No. J4136/1)