

[Siemens.com/mobility](http://Siemens.com/mobility)

## QECX21 Relay

An ac current operated, tractive armature relay


### General data

Contact Arrangement:	4F
Nominal Rated Current:	0.4 A ac
Typical Interruption Time:	100 ms @ 0.20 A
Typical Interruption Time:	200 ms @ 0.25 A
Approximate Weight:	2.1 kg

Note: Refer to the following data sheets:

- 7-1-1 for general information and contact ratings.
- 7-2-1 for dimensions.
- 8.2 for tools.
- 8.3 for plugboard and connector details.

Refer overleaf for specific data.



Typical Single Coil / Slug Relay

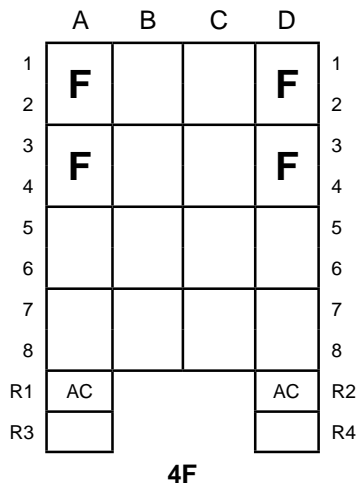
### Description

This unit incorporates a diode bridge rectifier to enable operation from an ac supply.

Designed as a main signal lamp proving relay, this relay de-energises when both filaments (main and auxiliary) of a SL35 or SL34 lamp are blown. The relay is slugged to cover control relays during change of aspect.

This relay is similar to a QECX1, but has higher operate values so that it is compatible with TPWS.

## Contact layout viewed from rear



## Packaging

Q-Relays are packed in a carton holding ten relays; the same container is used for quantities of four to nine relays. Quantities less than four are packed individually in cardboard boxes, as are all train-carried relays. Each container has a bar-coded label affixed to the outside, stating details of the packaged relay(s) and the quantity therein.

## EMC Compliance

Q-Relays comply with the relevant emission requirements of EN 55014. It is considered that these relays have inherent immunity to in-service electro-magnetic disturbance.


A Technical Certificate for EU Directive on EMC (89/336/EEC) has been obtained.

## Technical data

SIEMENS Part No. (PAD No.)	CONTACT ARRANGEMENT	RATED CURRENT (A ac)	PIN CODE	COIL RES (OHMS)	WDG SPEC 1/108/-	MAX FULL OP. (mA ac)	MIN REL (mA ac)	PLUGBOARD	REQD No. OF CONNECTORS J4137/3	REMARKS
B18513/28 (085/001351)	4F	0.4	286 LACDK	35	34	200	125	J4138/490	10	(SL35/34 LAMP) BR SPEC 948 TPWS Compatible



Un-drilled plugboard  
Part No. E7218/1



Representation of Relay,  
Plugboard and Retaining clip  
(Clip Part No. J4136/1)

Siemens Ltd  
Infrastructure & Cities Sector  
Mobility and Logistics Division  
Rail Automation  
PO Box 79  
Pew Hill  
Chippenham  
Wiltshire SN15 1JD  
UK  
[www.siemens.com/rail-automation](http://www.siemens.com/rail-automation)

Printed in the United Kingdom

Data Sheet 7-2-111

X342/55/000133 Revision 03

# SIEMENS

The information within this document contains general descriptions of the technical options available, which do not always have to be present in individual cases. The required features should therefore be specified in each individual case at the time of closing the contract.