



Siemens.com/mobility

QECX18 Relay

An ac current operated, tractive armature relay


General data

Contact Arrangement:	4F 4B
Nominal Rated Current:	0.65 A ac
Typical Interruption Time:	100 ms @ 250 mA
Approximate Weight:	2 kg

Note: Refer to the following data sheets:

- 7-1-1 for general information and contact ratings.
- 7-2-1 for dimensions.
- 8.2 for tools.
- 8.3 for plugboard and connector details.

Refer overleaf for specific data.



Typical Single Coil / Slug Relay

Description

This unit incorporates a diode bridge rectifier to enable operation from an ac supply.

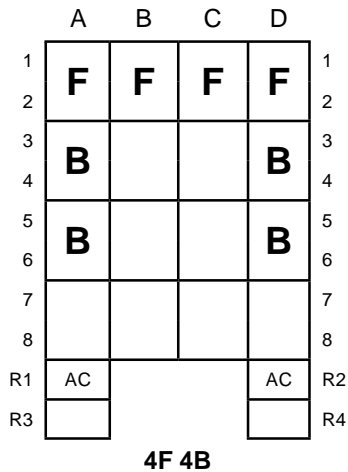
This unit is designed as a lamp proving relay for SL17 or SL20 double pole lamps.

It is designed to de-energise when both filaments are blown.

The relay is connected in series with the primary of a 110/12 V lamp transformer. The relay is slugged to cover the transit time of a control relay.

This relay is designed to work with a transformer having a magnet using current of less than 60 mA.

Contact layout viewed from rear



Packaging

Q-Relays are packed in a carton holding ten relays; the same container is used for quantities of four to nine relays. Quantities less than four are packed individually in cardboard boxes, as are all train-carried relays. Each container has a bar-coded label affixed to the outside, stating details of the packaged relay(s) and the quantity therein.

EMC Compliance

Q-Relays comply with the relevant emission requirements of EN 55014. It is considered that these relays have inherent immunity to in-service electro-magnetic disturbance.


A Technical Certificate for EU Directive on EMC (89/336/EEC) has been obtained.

Technical data

SIEMENS Part No. (PAD No.)	CONTACT ARRANGEMENT	RATED CURRENT (A ac)	PIN CODE	COIL RES (OHMS)	WDG SPEC 1/108/-	MAX FULL OP. (mA ac)	MIN REL (mA ac)	PLUGBOARD	REQD No. OF CONNECTORS J4137/3	REMARKS
B18513/18	4F 4B	0.65	XYAGK	4.5	48	250	120	J4138/409	18	----



Un-drilled plugboard
Part No. E7218/1



Representation of Relay,
Plugboard and Retaining clip
(Clip Part No. J4136/1)