



Siemens.com/mobility

QECX17 Relay

An ac current operated tractive armature relay


General data

Contact Arrangement: 4F 2B
 Nominal Rated Current: 0.45 A ac
 Typical Interruption Time: 100 ms @ 0.4 mA
 Approximate Weight: 2.1 kg

Note: Refer to the following data sheets:

- 7-1-1 for general information and contact ratings.
- 7-2-1 for dimensions.
- 8.2 for tools.
- 8.3 for plugboard and connector details.

Refer overleaf for specific data.



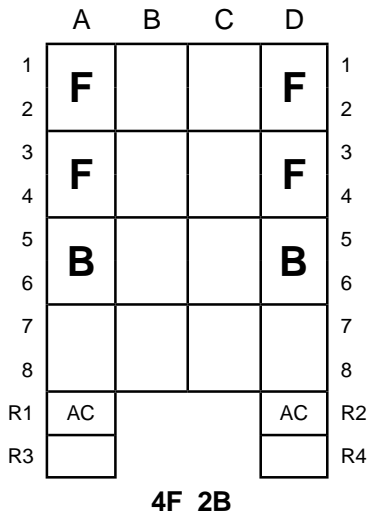
Typical Single Coil / Slug Relay

Description

The unit incorporates a diode bridge rectifier to enable operation from an ac supply.

It is designed as a lamp proving relay for 24 V, 50 W single filament lamps and will de-energise when the filament fails. It is slugged to cover the transit time of its control relay.

Contact layout viewed from rear



Packaging

Q-Relays are packed in a carton holding ten relays; the same container is used for quantities of four to nine relays. Quantities less than four are packed individually in cardboard boxes, as are all train-carried relays. Each container has a bar-coded label affixed to the outside, stating details of the packaged relay(s) and the quantity therein.

EMC Compliance

Q-Relays comply with the relevant emission requirements of EN 55014. It is considered that these relays have inherent immunity to in-service electro-magnetic disturbance.


A Technical Certificate for EU Directive on EMC (89/336/EEC) has been obtained.

Technical data

SIEMENS Part No. (PAD No.)	CONTACT ARRANGEMENT	RATED CURRENT (A ac)	PIN CODE	COIL RES (OHMS)	WDG SPEC 1/108/-	MAX FULL OP. (mA ac)	MIN REL (mA ac)	PLUGBOARD	REQD No. OF CONNECTORS J4137/3	REMARKS
B18513/17	4F 2B	0.45	SACGK	4.5	173	400	180	J4138/394	14	



Un-drilled plugboard
Part No. E7218/1



Representation of Relay,
Plugboard and Retaining clip
(Clip Part No. J4136/1)

Siemens Ltd
Infrastructure & Cities Sector
Mobility and Logistics Division
Rail Automation
PO Box 79
Pew Hill
Chippenham
Wiltshire SN15 1JD
UK
www.siemens.com/rail-automation

Printed in the United Kingdom

Data Sheet 7-2-22

X342/55/000041 Revision 05

SIEMENS

The information within this document contains general descriptions of the technical options available, which do not always have to be present in individual cases. The required features should therefore be specified in each individual case at the time of closing the contract.